

Incredibox!



Names: _____ Class: _____





Instructions: You are going to create a piece in Incredibox that has a beat and an ostinato using rhythm, melody and harmony.

Remember! You will get 50 points for following the instructions carefully!

** Your goal should NOT be to try to get the video!

- 1- Write down the number of your iPad here: _____
- 2- Open Incredibox and go into BRAZIL. You will see 7 people.
- 3- Your FIRST person must be the beat. You will have to find it. It will be in the yellow section.
- 4- Your SECOND person must be another beatboxing rhythm (yellow)
- 5- Your THIRD person must be a rhythmic melody (blue)
- 6- Your FOURTH person must be a melody (green)
- 7- Your FIFTH person must be a harmony (red)
- 8- Your SIXTH and SEVENTH people can be anything you like.

When you are done:

- Go to the top left corner and click on the 3 lines.
- Push on RECORD (red) but *** Make sure you are starting at the beginning of the ostinato!
- Record the ostinato for 4 times ($4 \times 8 = 32$ beats). Push on the red button again to stop.
- Push save.
- In the little person box,  write your FIRST names and your class.
- In the eighth note box,  create a title for your piece.
- In the heart box,  you can dedicate if you want, but you don't have to.
- Push on the check mark. 
- Push on MY MIX to check your work.
- Come and tell me when you are done.